

Accessibility Statement

We believe that everyone should have access to visit Aberdeen Science Centre and we work hard to be inclusive for all our visitors to guarantee and enjoyable visit.

If you wish to discuss you specific requirements please get in touch with the team.



01224 640340



info@asc.scot



WHO ARE ABERDEEN SCIENCE CENTRE

Aberdeen Science Centre is an educational charity and a valuable resource in North Scotland with a vision to 'Inspire a lifelong interest in science'. Our two floor visitor attraction is inclusive and accessible space for all – a place where people of all ages, backgrounds and abilities can feel welcome and have access to an inspiring platform for learning, creativity and discovery.

BEFORE YOU VISIT

Tickets

Tickets for Aberdeen Science Centre can be purchased in advance via our website. Walk-in tickets are often available too.


Medical Needs

We welcome visitors who require medicine, food or drink to manage a medical condition to the centre.

If you have concerns about managing a condition during your visit to the centre please call us on 01224 640340 or speak to a member of the team on arrival who will accommodate your needs.

Assistance Dogs

Assistance dogs are welcome throughout the science centre.



GETTING HERE

Aberdeen Science Centre is located at 179 Constitution Street, AB24 5TU near the Beach Boulevard.

Public Transport

All trains arrive at Aberdeen Railway Station inside Union Square. Taxis are available from here or it is a 20 minute walk to Aberdeen Science Centre.

[Stagecoach](#) buses from Aberdeenshire travel along King Street. Alight the bus at Kings Community Church and walk down Urquhart Road, turning right onto Links Road. We're located on your right

The number 15 bus running between Union Street and Footdee stops on Links Road just outside the science centre. This service runs regularly and a full timetable can be found on the [Traveline](#) website. Information on Stagecoach buses from Aberdeenshire can be found on the [Stagecoach](#) website.

On Foot

Union Street to Aberdeen Science Centre

Walk Union Street down towards Castlegate onto Justice Street. Stay left on Justice Street and at the roundabout take the 3rd exit onto Park Street. Turn Right onto Constitution Street and Aberdeen Science Centre is located at the end of the road. King Street to Aberdeen Science Centre From King Street, across from Morrison walk down Jasmine Terrace, turning right onto Park Street. Continue along Park Street and turn left onto Constitution Street.

Aberdeen Science Centre is located at the end of the road.

By Car

Free parking is provided in our car park on Constitution Street, including designated disabled bays for blue badge holders, allocated on a first-come, first-served basis. Blue badge holders are required to visibly display their badge at all times. Additionally, there are two electric car charging points available.

While free parking is an option around the science centre, parking on Constitution Street requires payment at the meter. There is an optional donation when using our Car Park.

By Bike

We have free bicycle parking, located towards the back of the car park and heated lockers available, for your kit, inside Aberdeen Science Centre.



ON THE DAY

Entrance

The main entrance of Aberdeen Science Centre is located on Constitution Street. This area is well lit with natural light and streetlights. A member of staff will be available to help open the door when required.

The reception area is large and spacious. During school visits this area may be busy, if you require assistance or are unable to queue for long periods of time please let our reception staff know as you arrive.

Access to the ticket desk is straight ahead of you as you enter the building. There will be a member of staff there to greet and assist you.

The reception desk has a low levelled counter for ease of access to all visitors. Beside the reception desk you will also find an orientation map of Aberdeen Science Centre.



Accessibility Lift

There are 3 stairs from the reception area on to the main exhibition floor.

There is a lift which can be accessed from the main reception foyer to Level 1 and to the Mezzanine Floor on Level 2.

This lift will hold one wheelchair user and carer at a time. If you require assistance when using the lift, please speak to a member of staff.




Mobility

Once on the exhibition floor this area is open plan. There are internal doors and ramps into public areas including the OPITO Theatre of Energy and the Lab for shows and workshops.

If you require assistance accessing these rooms please speak to any member of staff on the exhibition floor.

Each area of the exhibition floor has level flooring and the exhibits are well spaced to allow for wheelchairs and pushchairs.

There is stair access in the middle of the exhibition floor leading up to Level 2. The exhibition floor upstairs is split into two galleries with a ramp connecting each.



Induction Loop System

There is stair access in the middle of the exhibition floor leading up to Level 2. The exhibition floor upstairs is split into two galleries with a ramp connecting each.

Sensory Space

We know that a science centre can be overwhelming at times, that's why we have created a calm and relaxing area designed to help visitors that might be feeling overwhelmed or over stimulated whilst exploring Aberdeen Science Centre.

The space includes a wheelchair accessible a weighted lap buddy and a variety of sensory fidgets, light-ups and ear defenders to be used within the space. The Sensory area is located next to the Energy zone on the ground floor. We have a sensory box filled with fiddle toys and some ear defenders, that you can borrow to take around the centre. If you would like to borrow anything from this box you will be able to collect these from reception.




Visitors with Babies & Toddlers

We are a breastfeeding friendly establishment, please feel free to breastfeed wherever is convenient and comfortable for you and your baby, if you would like someone more private please speak to a member of staff who will arrange a room for you to use.

If you need to heat baby food or drinks please speak to a member of staff in the cafe.

The cloakroom and buggy store is unmanned with lockers and space to leave buggies. This is located on the ground floor. Please note Aberdeen Science Centre are not responsible for any items left within this area, and items are left at your own risk.

Baby changing facilities are located on the ground floor.



Toilets

The main toilet block is located on the ground floor near the café. For visitors only using the café there are toilets located through the internal door, please follow the signage.

We have three accessible toilets, one by the café, one in the main toilet block and one upstairs. Each accessible toilet is fitted with an emergency alarm.

Our first aid room is available if you require a private space. Please speak to a member of staff if you require assistance or directions.


Changing Places

Our Changing Place is located next to reception, on Level 1.

Please note that Aberdeen Science Centre does not provide slings for use with the ceiling hoist for hygiene reasons, visitors will be required to provide their own.

Height Adjustable Changing Bench 150Kg/331Lbs

Hoist System 200Kg/440Lbs



First Aid

There is a first aid room located on the ground floor. If you require first aid or a private room to administer medication, please contact a member of staff.

Aberdeen Science Centre has first aid kits located throughout the building and trained first aiders working at all times.

Evacuation Procedures

In case of emergency, fire wardens will direct you to the closest fire escape and to the muster point. Lifts cannot be used in the event of an emergency, and will go to the ground floor if in use when the alarm sounds. If you are unable to exit the building using the stairs you will be directed to the nearest refuge point. The refuge point has an evacuation chair, an emergency call point and a refuge call button where you can contact reception.

There are internal procedures in place to clear the building, contact the fire service and staff are trained fire wardens. If you are concerned about the evacuation procedures or routes please speak to a member of our staff before visiting on 01224 640340.